



# eltic-Plus<sup>+</sup>

Smart Connected World

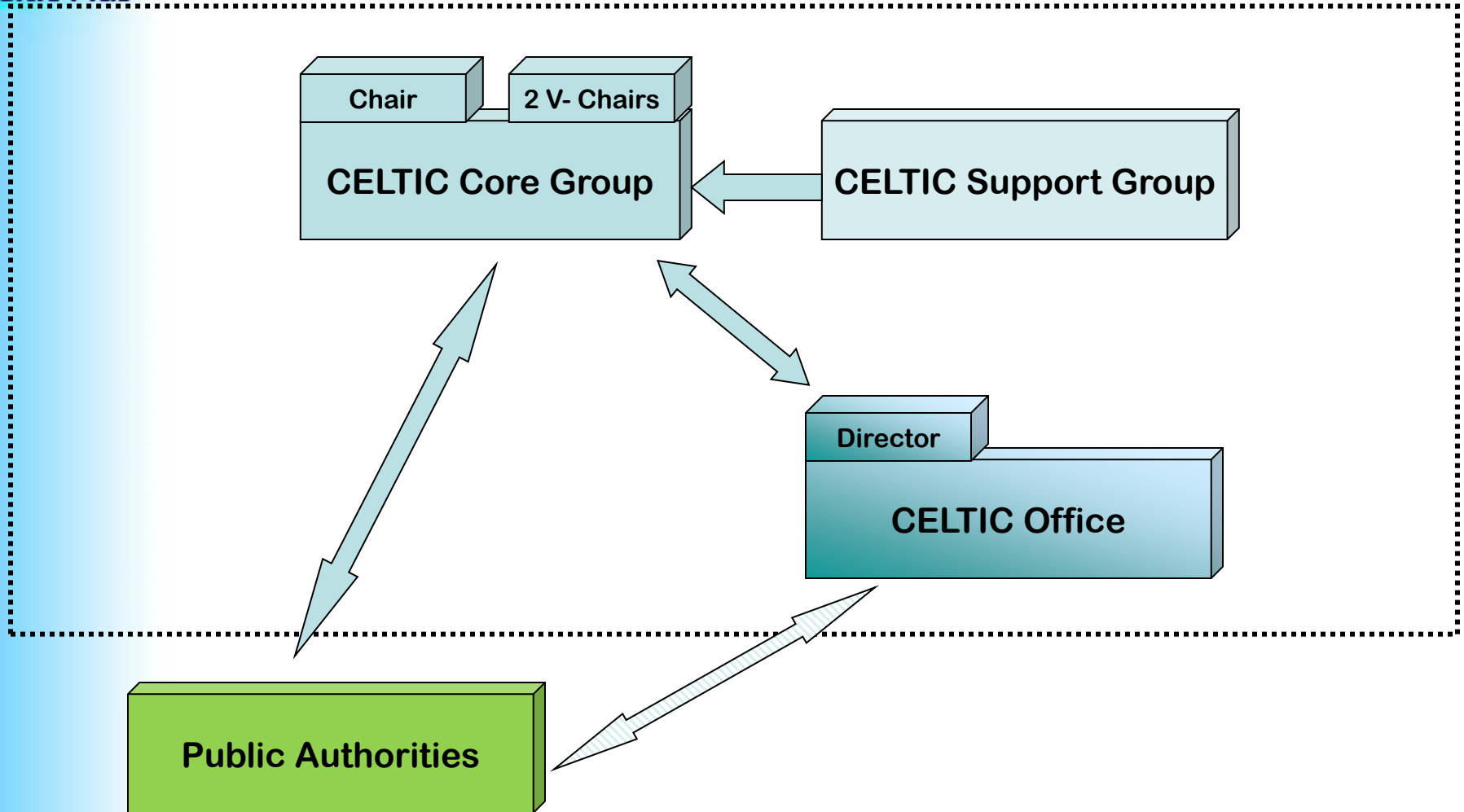


## Preparing a Celtic Plus project proposal

Celtic-Plus Proposers Day in Paris, June 29, 2015

*Peter Herrmann, Celtic-Plus Operations Director*





# CELTIC Office Structure



**Peter Stollenmayer**



**Peter Herrmann**



- Overall responsibility for Office
- Interface towards Core Group
- Support for PAs



**Maria Barros**



**Christiane Reinsch**



- Monitoring of progress
- Support for projects



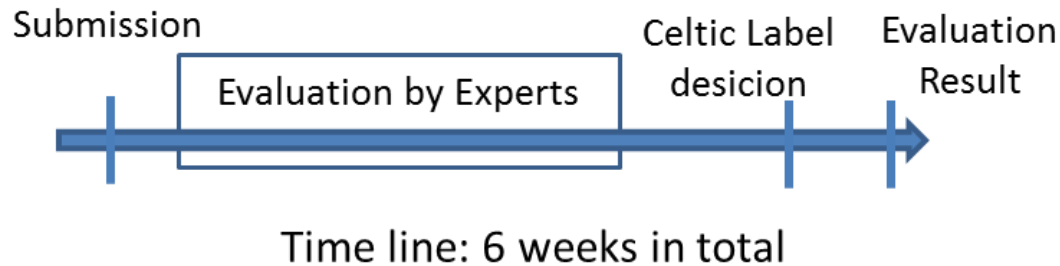
**Ellen Tallas**



**Luitgard Hauer**

- Accounting
- Administration support
- Proposal registration
- Website management
- Public Relations (Milon Gupta)
- IT-Support (Klaas-Pieter Vlieg)


# 4 Steps towards the Celtic Label



1. Proposal submission
2. Evaluation
3. Label decision
4. Evaluation Results to the Submitters

In Parallel: Contact your national authorities:  
<https://www.celticplus.eu/public-authorities/>

# Step 1: Submission of your Proposal



## Welcome to Celtic-Plus Project Tool

This tool offers the following functions:

- Proposal Submission
- Proposal Review
- Project change Requests

For using the tool please [login](#)

First time users have to [register](#)

## Submit Proposal

**Info:** All project data will be handled strictly confidentially (except f  
**Note:** \* = required fields

### Project identification

Please enter a short acronym and the full project title

Open Call \*

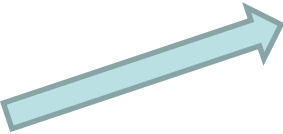
Acronym \*

Project Title \*

### Uploads

Please upload your CPP file (PDF or DOC) and any a

Upload proposal files



CPP (Celtic Call Proposal) template available on Celtic-Plus Web

# Step 2: Evaluation of your Proposal

## 1. Evaluation by the Group of Experts (GoE)

### List of Evaluation Criteria:

1. Technological innovation and strategic relevance
2. Business perspective or business plans
3. Realistic degree of innovation with respect to the markets needs
4. Potentials for exploitation of the results
5. Feasibility, with reference to the proposed planning
6. Quality of the proposed consortium
7. Value for money

Example of a typical outcome of GoE Evaluations

Group of Experts evaluation					
Acronym	Rating	Recommendation			
		R1	R2	R3	S
Proposal 1	2.00	N	M	N	N
Proposal 2	3.00	M	M	M	M
Proposal 3	4.00	S	M	S	S
Proposal 4	4.50	S	S	S	S

S = Suitable for Labelling  
M = Modifications required  
N = Not suitable for Labelling

# Step 2 Evaluation

## 2. Evaluation by Public Authorities

### Colour Codes Legend:

Ok, good for funding	Average chance for funding	Low chance for funding	Little or no chance for funding	No decision yet
----------------------	----------------------------	------------------------	---------------------------------	-----------------

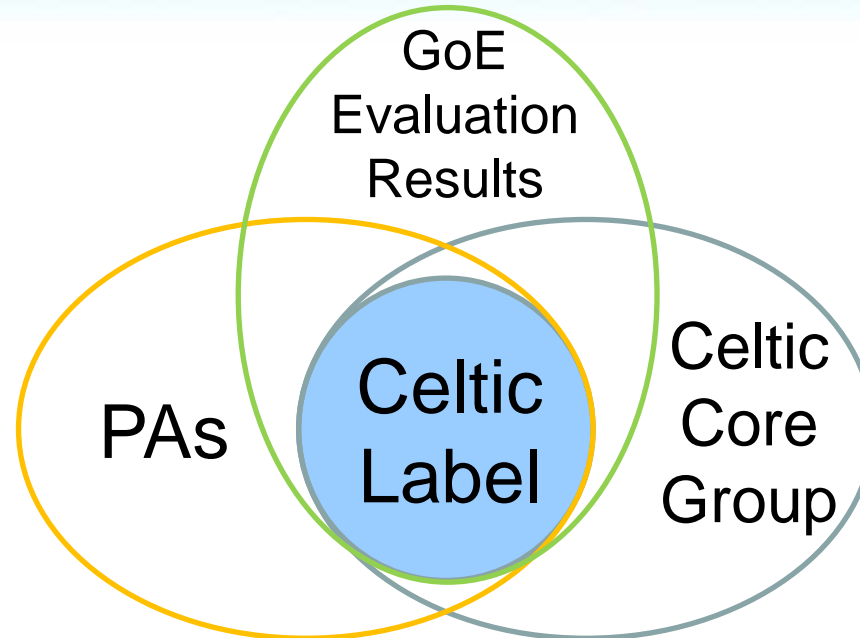
Possible statements for PA evaluations

Example of a typical outcome of PA Evaluations:

Acronym	Country	Budget share in %	Comment	Status for funding	Funding Applicatio
Project 1	Finland	15.57	Good project funding likely	ok	Yes
Project 1	France	42.00	High FR buget share	no decision	Provisional
Project 1	Turkey	26.18	Project targets too many things without any special focus.	low	No
Project 2	Belgium	4.00	Partner will be self funded	ok	Yes
Project 2	Germany	8.57	Project is innovative but too ambitious.	average	No
Project 2	Netherland	23.00	Innovation with respect to the SoA not visible	low	Provisional
Project 2	Spain	7.48	Possibilities of funding by MInistry of Industry	average	Provisional
Project 2	Sweden	23.23	Good project funding likely	ok	Yes
Project 2	Denmark	11.61	No funding for Cluster project	no funding	No



## Step 3: Label Decision



- The decision on the label of proposals is taken in a common meeting of the Public Authorities and the Celtic Core Group.
- In addition to technical quality and business relevance national priorities can also be a criterion.



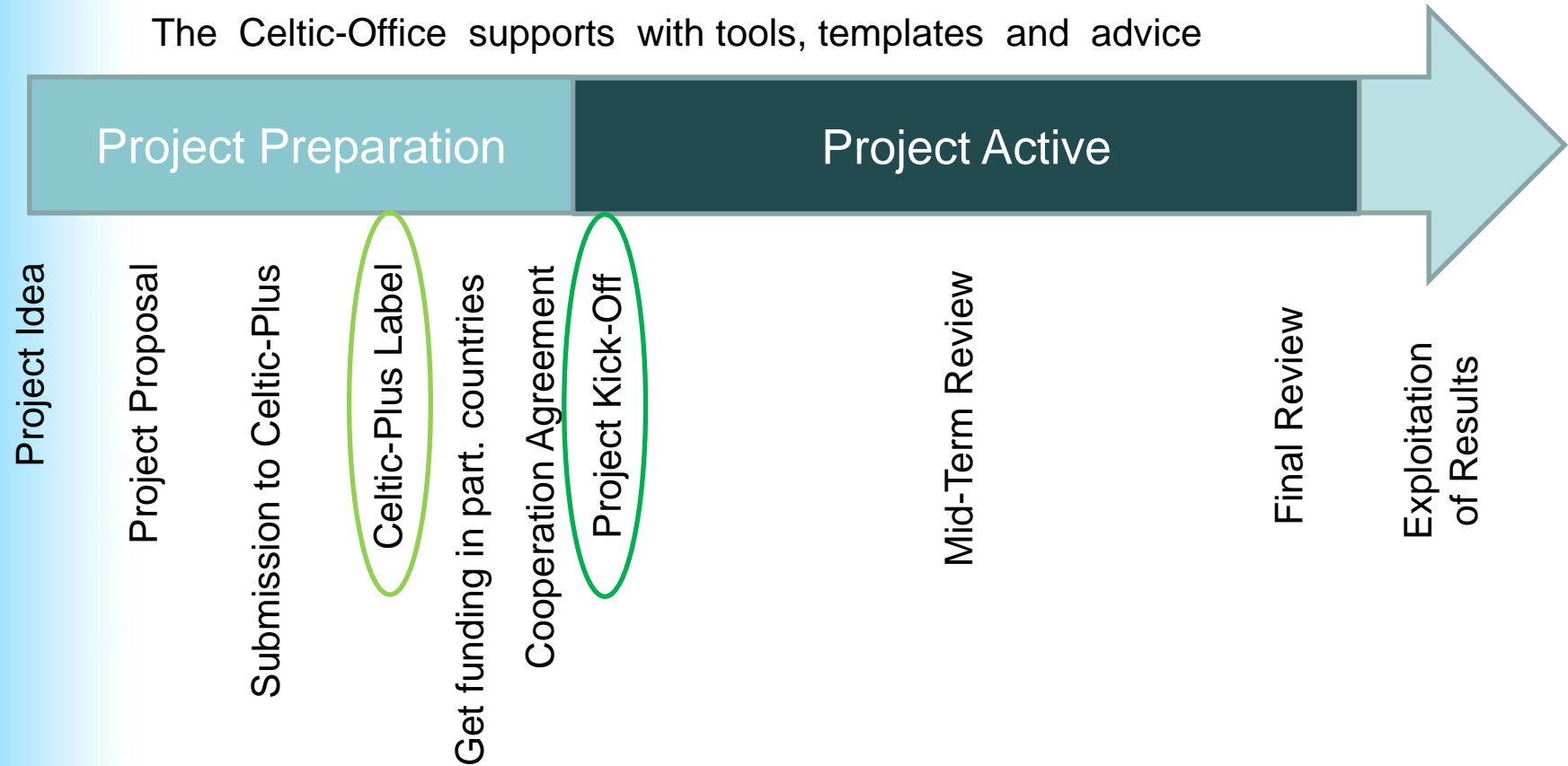
# Step 4: Evaluation Result



- Label Decision is communicated to proposers within 2 month after submission.
- Labelled Projects are informed by the Celtic Office about the Set up Process.
- Rejected Proposals receive feedback how they could be improved.

# Project Live Cycle

The Celtic-Office supports with tools, templates and advice

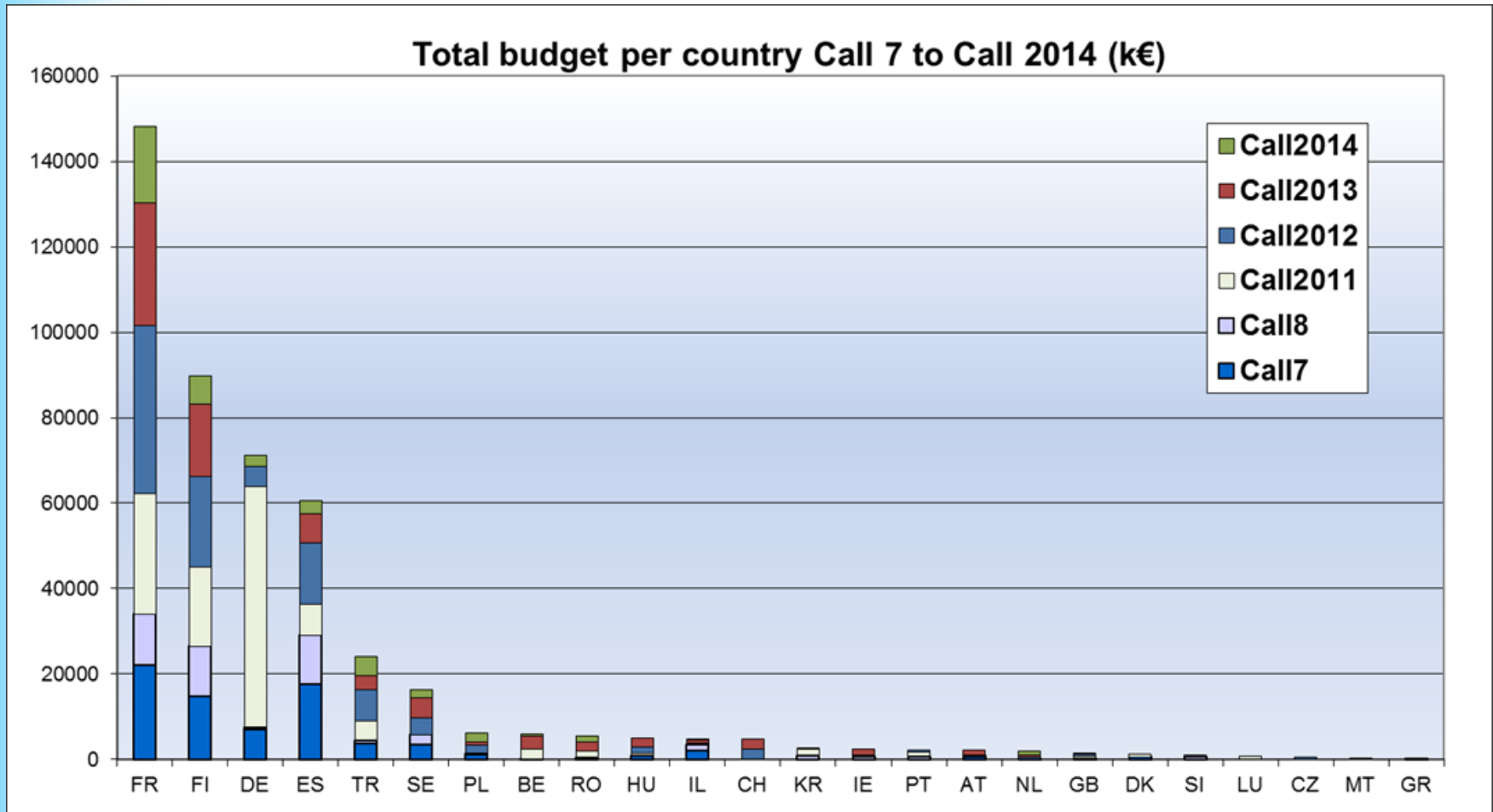


## The Set Up process starts with labelling of the Celtic Project

- In EUREKA projects the funding is granted by ministries of the participating countries.
- Projects usually start when mandatory partners have green light for funding.
- The Celtic Office organises monthly phone contacts to help projects to conclude this critical phase.
- In the last years a success rate for running projects between 60 and 70 % has been achieved.



# Country Participation



## Contact:

**Peter Herrmann**  
**Celtic Office Operations Director**  
**[herrmann@celticplus.eu](mailto:herrmann@celticplus.eu)**